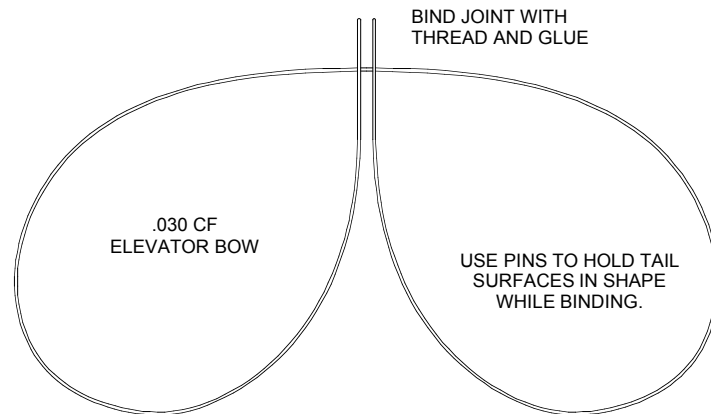
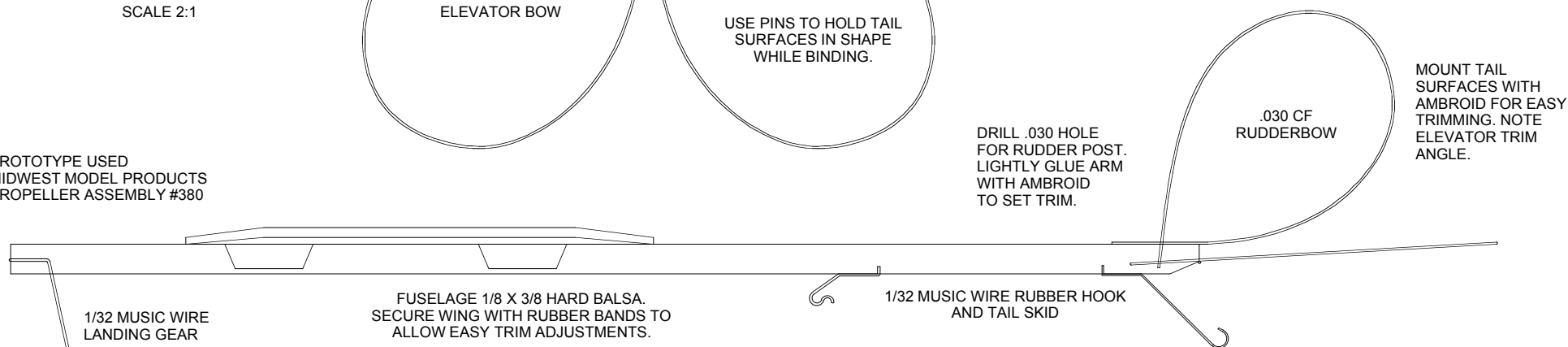


FRONT VIEW OF WING
SADDLE 1/8 Balsa
SCALE 2:1

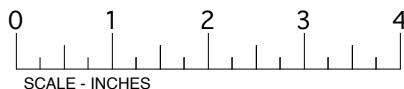
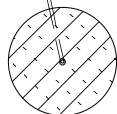


I DESIGNED AND BUILT THIS MODEL TO INTRODUCE MY THEN 3 1/2 YEAR-OLD NEPHEW TO THE JOYS OF FLYING MODELS. THE PROTOTYPE HAS BEEN FLOWN EXTENSIVELY AND, DESPITE HIS BEST EFFORTS, HAS REQUIRED ONLY A COUPLE OF REPAIRS IN THE LAST 7 YEARS. THE CARBON FIBER OUTLINES, DURABLE COVERING AND ROBUST FUSELAGE STICK HAVE PROVIDED A LASTING MODEL THAT CAN FLY FOR A MINUTE IN CALM AIR.

PROTOTYPE USED
MIDWEST MODEL PRODUCTS
PROPELLER ASSEMBLY #380



LAMINATE WHEELS
FROM 1/16 SHEET X-GRAIN.
1/16 ALUMINUM TUBE AXLES



WINGSPAN : 17 INCHES
LENGTH: 19 INCHES
WING AREA: 64.56 SQUARE INCHES
MOTOR: 12-INCH LOOP, 1/8-INCH RUBBER
PROPELLER: MIDWEST PROP ASSY #380

THIS PLAN MAY BE PHOTOCOPIED AND ENLARGED FOR PERSONAL MODELING USE.
ALL COMMERCIAL RIGHTS RESERVED BY THE DESIGNER.

PURL-ONE

A DURABLE RUBBER POWERED
R.O.G. STICK TRAINER

DESIGNED BY THAYER SYME
© 2005, ALL RIGHTS RESERVED